

Zibo Seno Electronic Engineering Co., Ltd.



GBJ10A - GBJ10M

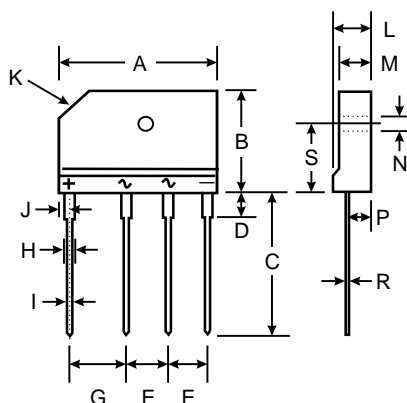
10A GLASS PASSIVATED BRIDGE RECTIFIER

Features

- Glass Passivated Die Construction
- High Case Dielectric Strength of 1500V_{RMS}
- Low Reverse Leakage Current
- Surge Overload Rating to 170A Peak
- Ideal for Printed Circuit Board Applications
- Plastic Material - UL Flammability Classification 94V-0
- Lead Free Finish/RoHS Compliant

Mechanical Data

- Case: Molded Plastic
- Terminals: Plated Leads, Solderable per MIL-STD-202, Method 208
- Polarity: Molded on Body
- Mounting: Through Hole for #6 Screw
- Mounting Torque: 5.0 in-lbs Maximum
- Weight: 6.6 grams (approx.)
- Marking: Type Number



GBJ6		
Dim	Min	Max
A	29.70	30.30
B	19.70	20.30
C	17.00	18.00
D	3.80	4.20
E	7.30	7.70
G	9.80	10.20
H	2.00	2.40
I	0.90	1.10
J	2.30	2.70
K	3.0 X 45°	
L	4.40	4.80
M	3.40	3.80
N	3.10	3.40
P	2.50	2.90
R	0.60	0.80
S	10.80	11.20
All Dimensions in mm		

Maximum Ratings and Electrical Characteristics @ T_A = 25°C unless otherwise specified

Single phase, half wave, 60Hz, resistive or inductive load.
For capacitive load, derate current by 20%.

Characteristic	Symbol	GBJ 10A	GBJ 10B	GBJ 10D	GBJ 10G	GBJ 10J	GBJ 10K	GBJ 10M	Unit
Peak Repetitive Reverse Voltage Working Peak Reverse Voltage DC Blocking Voltage	V _{RRM} V _{RWM} V _R	50	100	200	400	600	800	1000	V
RMS Reverse Voltage	V _{R(RMS)}	35	70	140	280	420	560	700	V
Average Forward Rectified Output Current @ T _C = 110°C	I _O	10							A
Non-Repetitive Peak Forward Surge Current, 8.3 ms single half-sine-wave superimposed on rated load (JEDEC method)	I _{FSM}	170							A
Forward Voltage per element @ I _F = 5.0A	V _{FM}	1.05							V
Peak Reverse Current @ T _C = 25°C at Rated DC Blocking Voltage @ T _C = 125°C	I _R	10 500							μA
I ² t Rating for Fusing (t < 8.3ms) (Note 1)	I ² t	120							A ² s
Typical Junction Capacitance per Element (Note 2)	C _j	55							pF
Typical Thermal Resistance, Junction to Case (Note 3)	R _{θJC}	1.4							°C/W
Operating and Storage Temperature Range	T _j , T _{STG}	-65 to +150							°C

- Notes:
1. Non-repetitive, for t > 1.0ms and < 8.3ms.
 2. Measured at 1.0 MHz and applied reverse voltage of 4.0V DC.
 3. Thermal resistance from junction to case per element. Unit mounted on 150 x 150 x 1.6mm copper plate heat sink.

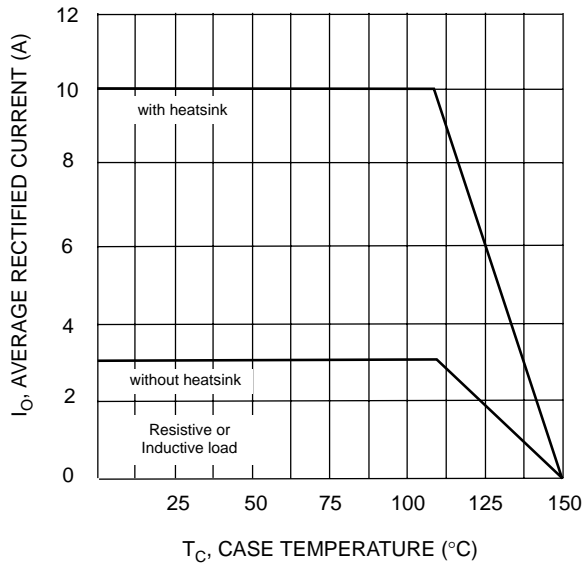


Fig. 1 Forward Current Derating Curve

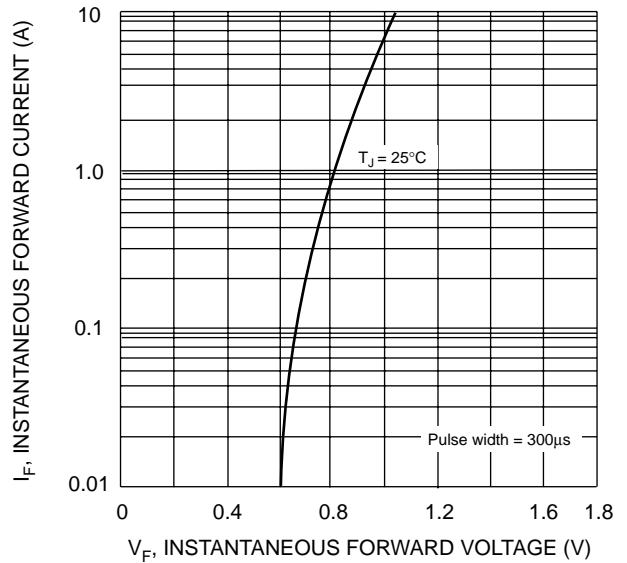


Fig. 2 Typical Forward Characteristics (per element)

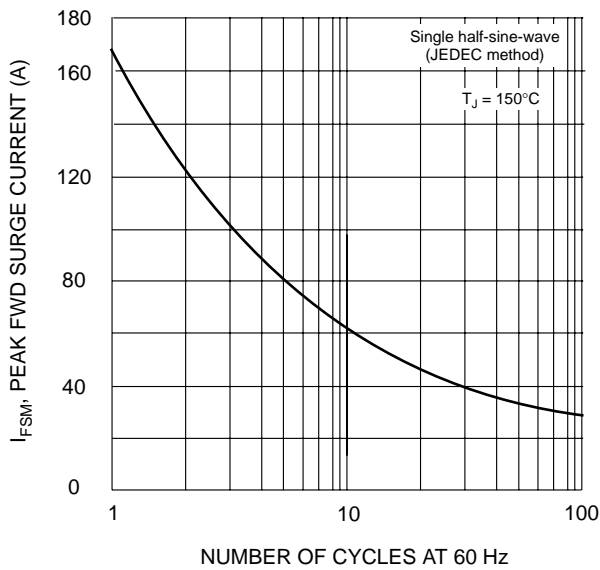


Fig. 3 Maximum Non-Repetitive Surge Current

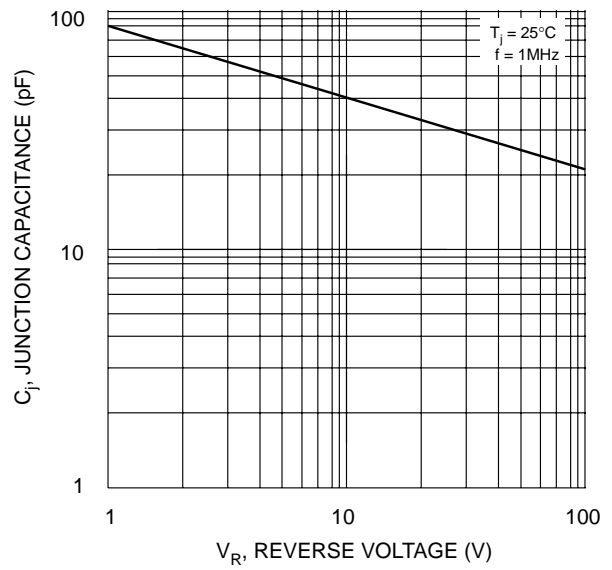


Fig. 4 Typical Junction Capacitance

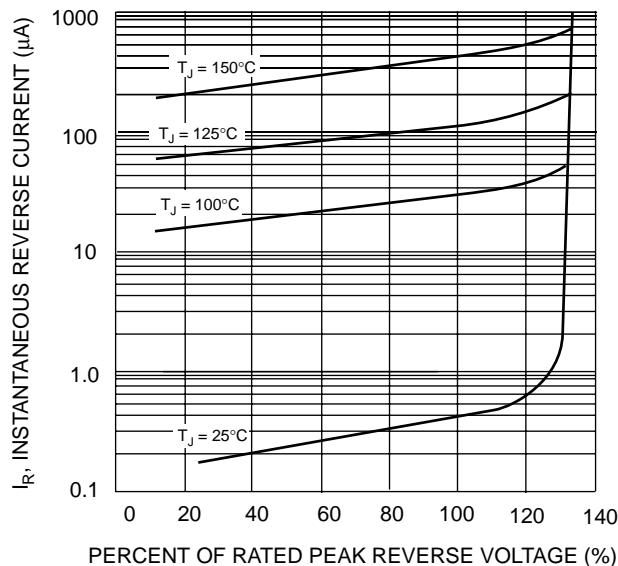


Fig. 5 Typical Reverse Characteristics